

CAPITAL CANVAS WALL TENTS

12'x14' Tent Construction Instructions


Truss
76" (x6)



Side wall
Truss 82" (x6)



Legs
57" (x6)



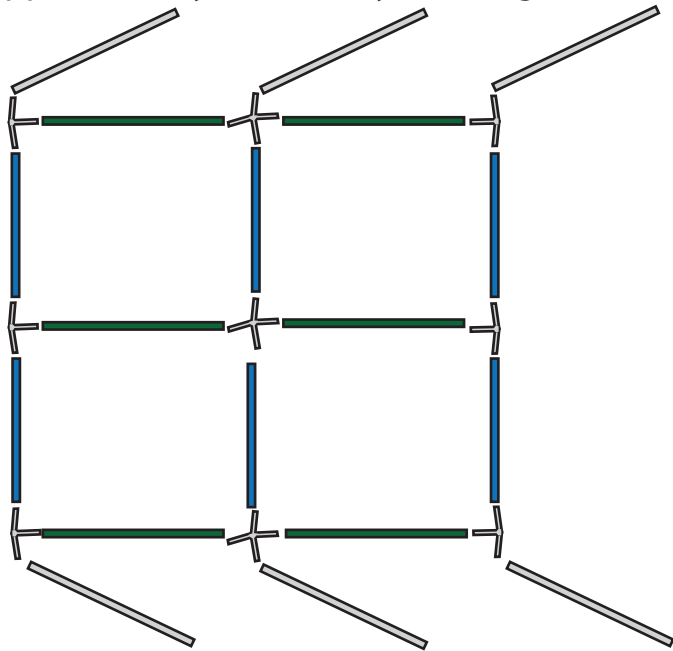
3 way fittings
(x6)



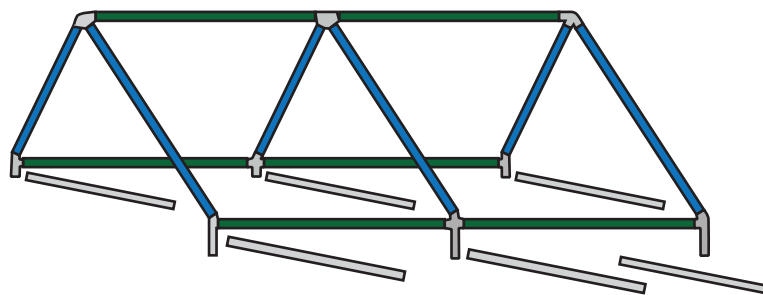
4 way fittings
(x3)



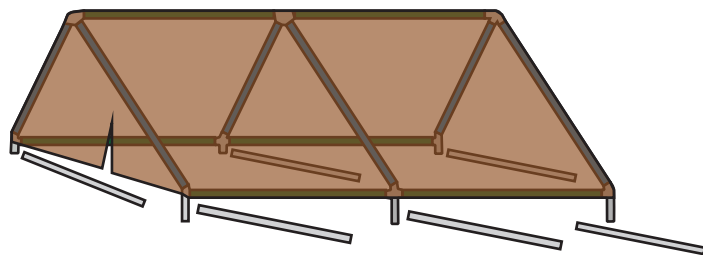
1. Lay parts on the ground - approximately where they should go



2. Assemble the roof (don't put legs on yet)



3. Put tent canvas over roof, making sure the door is facing the way you want it to



4. Put tent legs on, starting on the one side, then the other. Pull tent canvas down to the ground

